



Home Learning

Autumn 2 2024



Mr Elvins

aelvins@catshillfirst.worcs.sch.uk

Year 1
Our Local Area

Mrs Reid

sjl110@catshillfirst.worcs.sch.uk




Unlocking the Learning

Our new topic is 'Our Local Area'. We are going to be discovering what it is like where we live, exploring significant features and making maps of our local area. Here are some '**Creative Homework Projects**' that we would like the children to complete over the coming weeks. These will allow the children to extend their understanding of the subject, demonstrate their creative talents and share their learning with the rest of the class.

Your child should choose at least one task. Your child is likely to require support from you to complete the tasks and we hope that you enjoy working on them together. All work produced will be displayed in the classroom, entrance halls or display boards around school. We will also be sharing the work in assembly.

We look forward to seeing the results and would like the children to bring their completed projects into school before Friday 13th December so that they can share and celebrate each other's talents before the end of the term.

Thank you for your support.

Writing Project Options	<u>Rosie's Walk</u> Listen to the story Rosie's Walk https://www.youtube.com/watch?v=g3Qr3Ec3Mbc Go for a walk like Rosie. Can you write what you see?	<u>My House</u> Can you draw a picture of your house and label it?	<u>The Area that I live</u> Can you draw and label a map of the area that you live? You could include your house, parks, shops, Churches and our school.
Research Project Options	<u>The place you live</u> Can you research the street/close that you live on and write an interesting fact about it?	<u>Information booklet</u> Can you create an information book about your local area? You can use Google to research what the area looked like years ago.	<u>Archaeological Dig</u> Can you go for a archaeological dig in your local area to find objects of interest? Please remember to respect the environment and any animal habitats.
Creative Project Options	<u>House Model</u> Can you make a model of the place you live in? You could use cardboard boxes or lego. Use you imagination. 	<u>Local Area Model</u> Can you make a model of your local area? Use this picture for inspiration. 	<u>Outdoor Collection</u> Can you make a collage of all the natural objects you can see in your local area? 

As scientists we will begin to explore materials. We will be focusing on wood, plastic, glass and metal objects and sorting them into different categories, such as hard and soft. We will explore the simple processes of melting, freezing, floating and sinking. We will be observing seasonal changes in winter.

In Geography we are going to be focusing on the local area of where we live. We will learn to identify the significant features (landmarks) of our local area and consider viewpoints in relation to this. We will compare journeys and landscapes and learn about maps, map-making and symbols.

Using our computing skills we will explore early programming concepts. We will identify what each floor robot command does and use that knowledge to start predicting the outcome of programs.

In P.E we will be practising our Gymnastic skills by jumping, travelling, balancing and landing.

In English we will be reading Lily Takes A Walk, Mouse House, Town Mouse and Country Mouse, Home, The Jolly Postman and The Jolly Christmas Postman. We will be using our phonic knowledge to read and spell new words as well as using them in our writing. We will also be concentrating on using Capital letters and full stops when writing sentences.

We use real and alien words to help us blend sounds. Alien words like 'floosh' are made up simply to help the children blend for reading. We do not write or spell these words.

Year 1 Autumn 2 Our Local Area

Important information

PE is on Monday and Thursday for 1R. The children will get changed in their classrooms. PE is on a Thursday for 1E and Forest Fun is on a Monday. Please ensure that your child brings a pair of wellies to change into. The children can come into school in their Forest Fun clothes on these days. Please be aware that we can get muddy.

As mathematicians we will be exploring addition and subtraction. We will be using resources such as ten frames, number lines, part whole models and bar models to help with our understanding.

We will also be practicing adding 0, 1 and 2 to a given number as part of our KIRF's (Key Instant Recall Facts)

We will be exploring different types of fruit and vegetables. As designers we will be designing, making and evaluating a layered fruit salad and Christmas fruit kebabs.

Please ensure that you listen to your child read each night. This will help embed the sounds that they have learnt and increase their fluency.

As musicians we will be exploring long and short sounds (rhythm) and high and low sounds (pitch). We will be using body percussion and musical instruments to create songs.