

Key Stage 1 Home Learning Projects

IM and ICJ

Our new topic 'Enchanted Forest' is set in a fairy tale woodland. Watch out for the Big Bad Wolf! Here are some **'Creative Homework Projects'** that we would like the children to complete over the coming weeks. These will allow the children to extend their understanding of the topic, demonstrate their creative talents and share their learning with the rest of the class.




Your child should choose at least one task. Your child is likely to require support from you to complete the tasks and we hope that you enjoy working on them together. All work produced will be displayed in the classroom, entrance halls or display boards around school. We will also be sharing some projects in assembly.

We look forward to seeing the results and would like the children to bring their completed projects into school week commencing 9th December so that they can share and celebrate each other's talents before the end of the term.

Thank you for your support.

Mrs Mercer, Mrs Wiley, Miss Wall and Mrs Cross

Mrs Crawford-Brown, Mrs Westby, Mrs Partridge and Mrs Wilkes

Enchanted Forest			
Writing Project Options 	Write a 'Who am I?' riddle about a woodland plant, tree or animal.	Retell your favourite fairy tale or make up a new one. Who are your characters and what will happen to them?	Take photos or rubbings of trees and plants in your local woods. Can you label them? Make a scrapbook and bring it in to show.
Research Project Options 	Measure the length or height of plants and leaves in your garden, park or woods. Find the longest leaf you can!	Find out about famous artists who use woodland for their inspiration. Andy Goldsworthy is an artist who uses natural objects.	Visit the library to find books about amazing forests around the world or fairy tale stories set in the woods.
Creative Project Options 	Make a miniature house and garden for a pixie from natural materials such as bark, pebbles and pine cones.	Build a den with your family or friends. Draw a picture or take a photo and write some labels for the materials you used.	Make patterns or sculptures with natural objects in your garden. Take a photograph of your artwork to show at school.

If you have your own idea for an Enchanted Forest project, please be as creative as you like! Let us know when you have been to the library and your child will earn a **Library Star Award**.